

### EXCEL+ 系列



710型號



900型號

- ◆ 直流變頻馬達，高效節能  
DC inverter motor, high efficiency and energy saving
- ◆ 黑色玻璃輕觸式控制面板，操作簡易  
Black glass sensor touch control panel, convenient-to-use
- ◆ 易拆式金屬油煙過濾網，清洗容易  
Detachable metal grease filter is easy to clean
- ◆ 低速靜音換氣模式，保持室內空氣清新  
Low power and silent Air Exchange mode, keeping indoor air fresh

型號 Model	EXCEL+ 710	EXCEL+ 900
顏色及物料 Colour and Material	黑色玻璃面配不銹鋼機身 Black Glass Panel with Stainless Steel Body	
整體尺寸 高 x 闊 x 深 (毫米 / 吋) Dimensions H x W x D (mm/inch)	655-1177 x 710 x 535 25.8-46.3 x 28.0 x 21.1	655-1177 x 900 x 535 25.8-46.3 x 35.4 x 21.1
風機類型 Fan Type	直流變頻馬達設計 DC Inverter Motor	
安裝方法 Installation	嵌入式 / 獨立式 Built-in / Free-standing	
排風口直徑 (毫米 / 吋) Diameter of Exhaust Pipe (mm/inch)	150 (5.9)	
排風量 (每分鐘立方米) (特強, 高, 中, 低) Exhaust Air Flow Rate (m³/min) (Turbo, Hi, Med, Lo)	16.7, 14.0, 11.0, 8.2	
馬達轉速 (每分鐘轉動) (特強, 高, 中, 低) Motor Speed (r.p.m) (Turbo, Hi, Med, Lo)	2250, 1850, 1400, 1100	
馬達耗電量 (瓦) Motor Power Consumption (W)	230	
電源供應 Electric Supply	交流電 220 伏特 (50 赫) AC 220V (50Hz)	
照明 (瓦) Illumination (W)	1W LED x 2	

抽油煙機安裝需另外收費\* A fee will be charged for rangehood installation\*

 費永久保養(首3年包零件)\*  
Free lifetime warranty  
(First 3 years including parts)

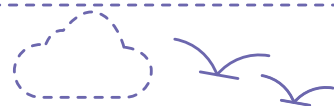
 費送貨服務\*  
Free delivery service

\*須受條款約束。Terms and conditions apply.

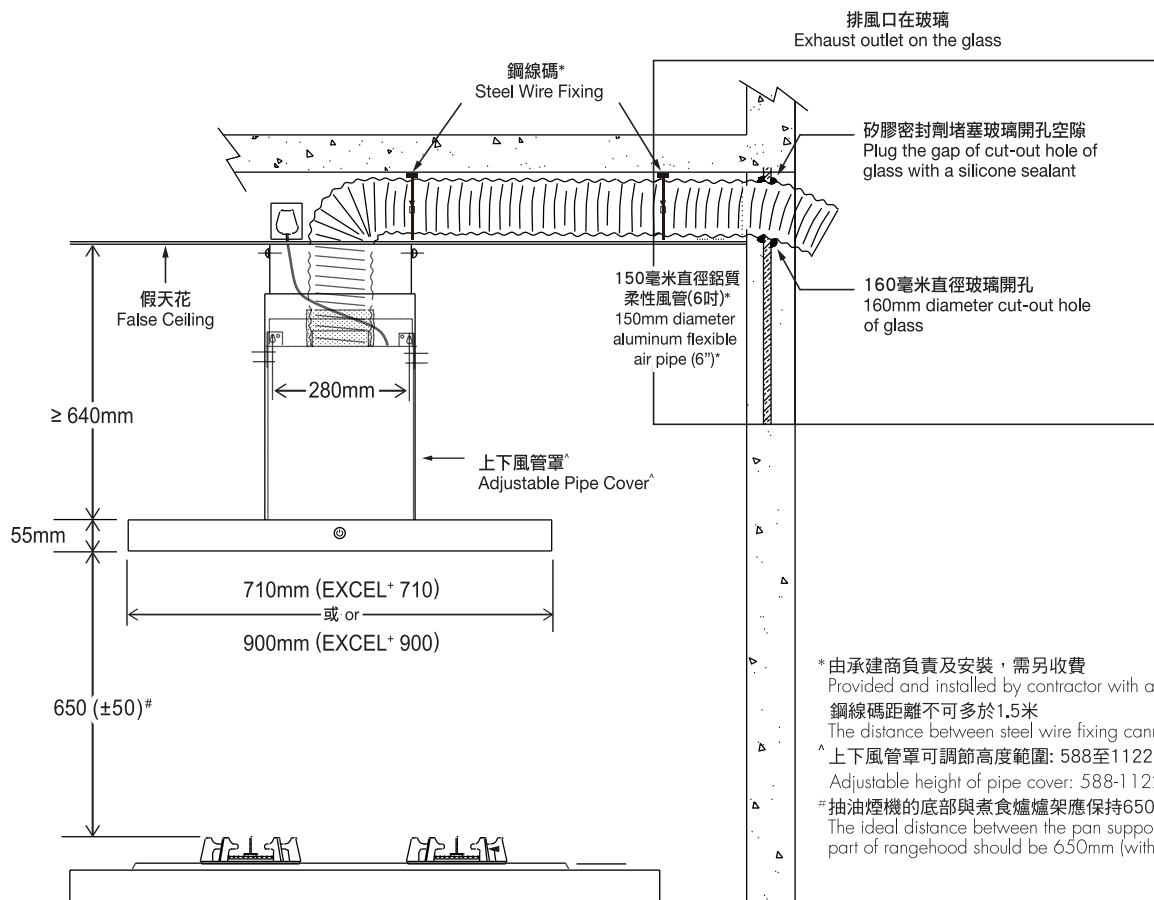
[www.towngasappliance.com](http://www.towngasappliance.com)  
f Towngas Appliance



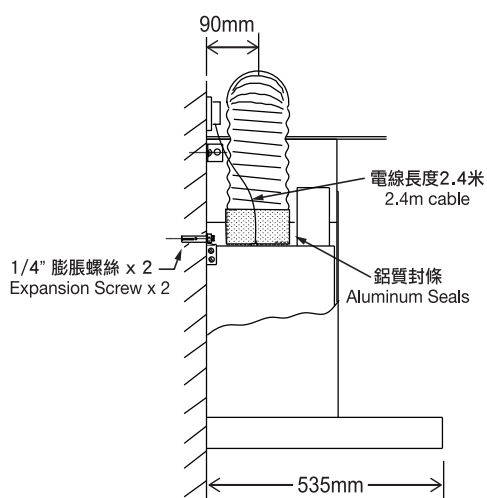
煤氣  
Towngas



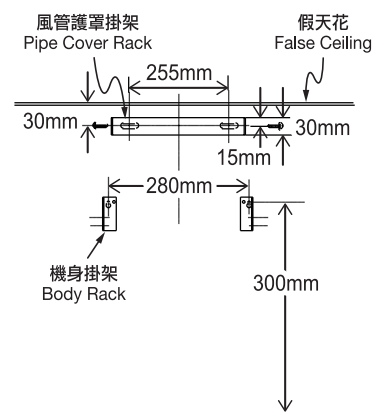
## EXCEL+ 710/900



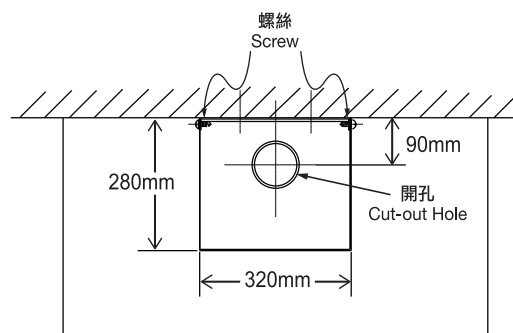
正視圖  
Front View



側視圖  
Side View



掛牆螺絲孔位置  
Screw Position on Wall



俯視圖  
Top View

mm = 毫米

